



Jv SAN BERNARD[®]

PROCEDURE FOR WASHING

by MONIQUE VAN DE VEN



PROCEDURE FOR WASHING

INDEX

01

Introduction

02

Short Coat

03

Medium Coat

04

Long Coat

05

Traditional Plus – SLS Free

06

Hygiene

07

BLACK PASSION

FRUIT OF THE GROOMER 08

CAVIAR GREEN 09

MINERAL RED 10

MINERAL COMPLEX 11

ATAMI 12

LINEA ZEOLITHE 13

DERM LINE 14

THE BEST 15



INTRODUCTION

What is included in a professional treatment:

- PAW CLEANSING
- NAILS CUTTING
- EARS CONTROL
- ANAL GLANDS CONTROL
- TREATMENTS FOR ALL KNOT TYPES
- DEAD COAT REMOVAL
- WASHING WITH THE MOST DELICATE AND SPECIFIC COAT'S SHAMPOO
- TREATMENT WITH CONDITIONERS AND OILS TO PROTECT IT
- DRYING AND BRUSHING THE COAT TO MAKE IT LOOK PERFECT







SHORT COAT

Great Dane, short coat Chihuahua, Rhodesian ridgeback, Doberman,
Beagle, Rottweiler, Greyhound, Bulldog, Jack Russell, Weimaraner etc.

02



SHORT COAT

MAINTENANCE

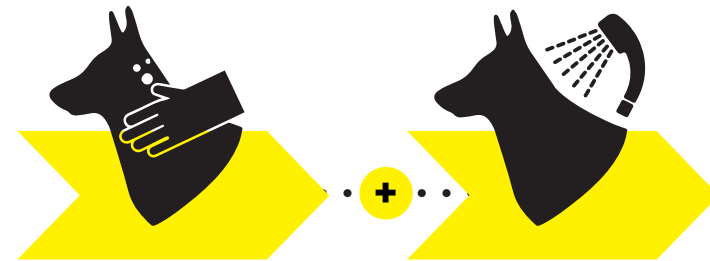


1

● **LEMON SHAMPOO**

(1 shampoo + 3 water)

○ RINSE



2

● **LEMON
CONDITIONER**

(do not mix)

● + Extra nourishment with:

- K101
- PEK CONDITIONER

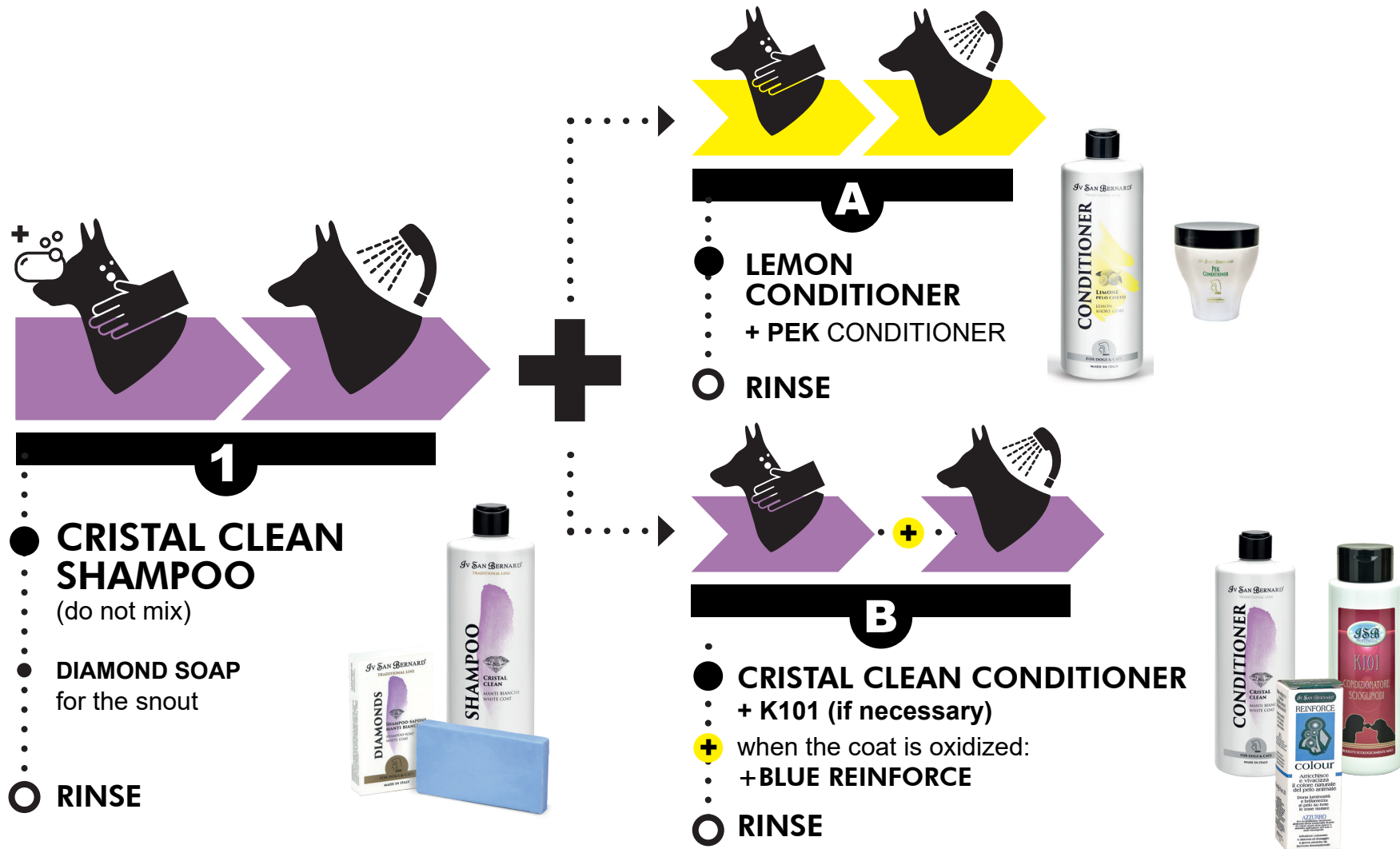
○ RINSE



SHORT COAT

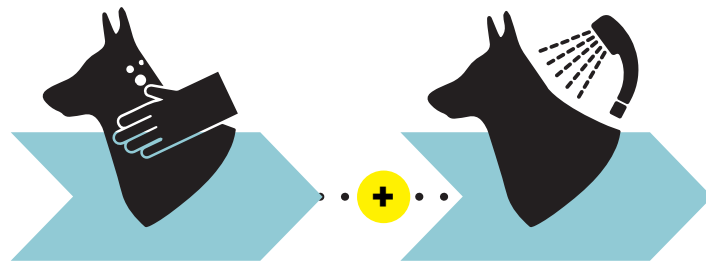
WHITE; BLACK; GREY COAT

Oxidized coat (yellowish or reddish coat)



SHORT COAT

MOLTING, EXHAUSTED, DEVITALIZED COAT OR AFFECTED BY ALOPECIA




1

● MINERAL H SHAMPOO
(do not mix)

+ MINERAL H LOTION
STRENGTHENING
to facilitate hair growth

○ RINSE



2

● LEMON
CONDITIONER

+ K101
+ PEK CONDITIONER

+ if oxidized coat:
• PH BALANCE

○ RINSE



SHORT COAT

SKIN TREATMENTS

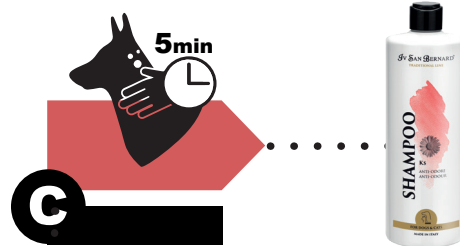
scales, scabs, itching, bad smell



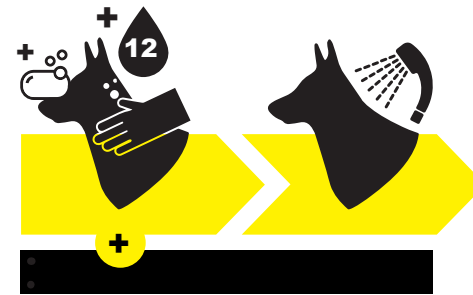
A
● MINERAL PLUS SHAMPOO



B
● Scaly skin and/or dandruff:
● ZOLFO PLUS SHAMPOO



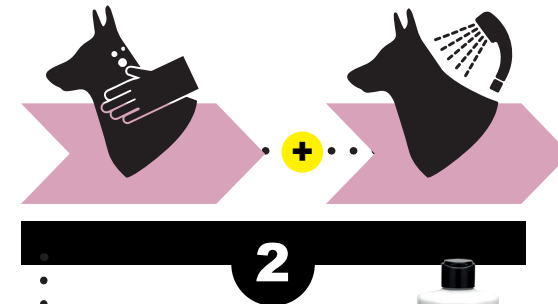
C
● In case of bad smell:
● KS SHAMPOO (do not mix)
– leave it on for 5 minutes - as second shampoo



● FOR AN ANTISEPTIC ACTION:
● 12 DROPS OF OZONIZED OLIVE OIL

● FOR THE SNOUT:
● PUPPY DON'T CRY

○ RINSE



● PH BALANCE
● + K101
● + PEK CONDITIONER

● in case of scales:
● 5 ml of GINKGO

○ RINSE



SHORT COAT PARASITES




1

- **PROTECTIVE SHIELD SHAMPOO**

(do not mix + leave it on for 5 minutes)

- **RINSE**



2

- **LEMON CONDITIONER**
- **+ PROTECTIVE CONDITIONER**
- **+ PH BALANCE**

- **+ Extra nourishment with:**

- **• K101**
- **• OZONIZED OLIVE OIL**

- **RINSE**



SHORT COAT SENIOR

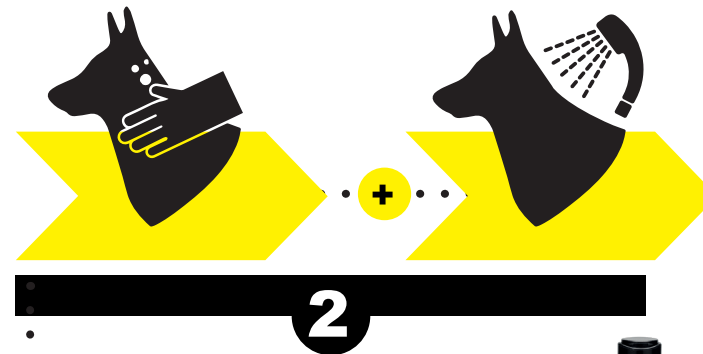


● LEMON SHAMPOO

• + 6 DROPS OF SIL PLUS

- + FOR AN ANTISEPTIC ACTION:
- **+12 DROPS**
- OZONIZED OLIVE OIL

○ RINSE



● LEMON CONDITIONER

+ PH BALANCE

- + PEK CONDITIONER
- K 101

○ RINSE







MEDIUM

Cocker, Chow Chow, Schnauzer, Old English Sheepdog, Golden Retriever, Husky, Fox Terrier, short-medium coated cats etc.

03



MEDIUM COAT

MAINTENANCE



- **BANANA SHAMPOO**
(1 shampoo + 3 water)
- **RINSE**



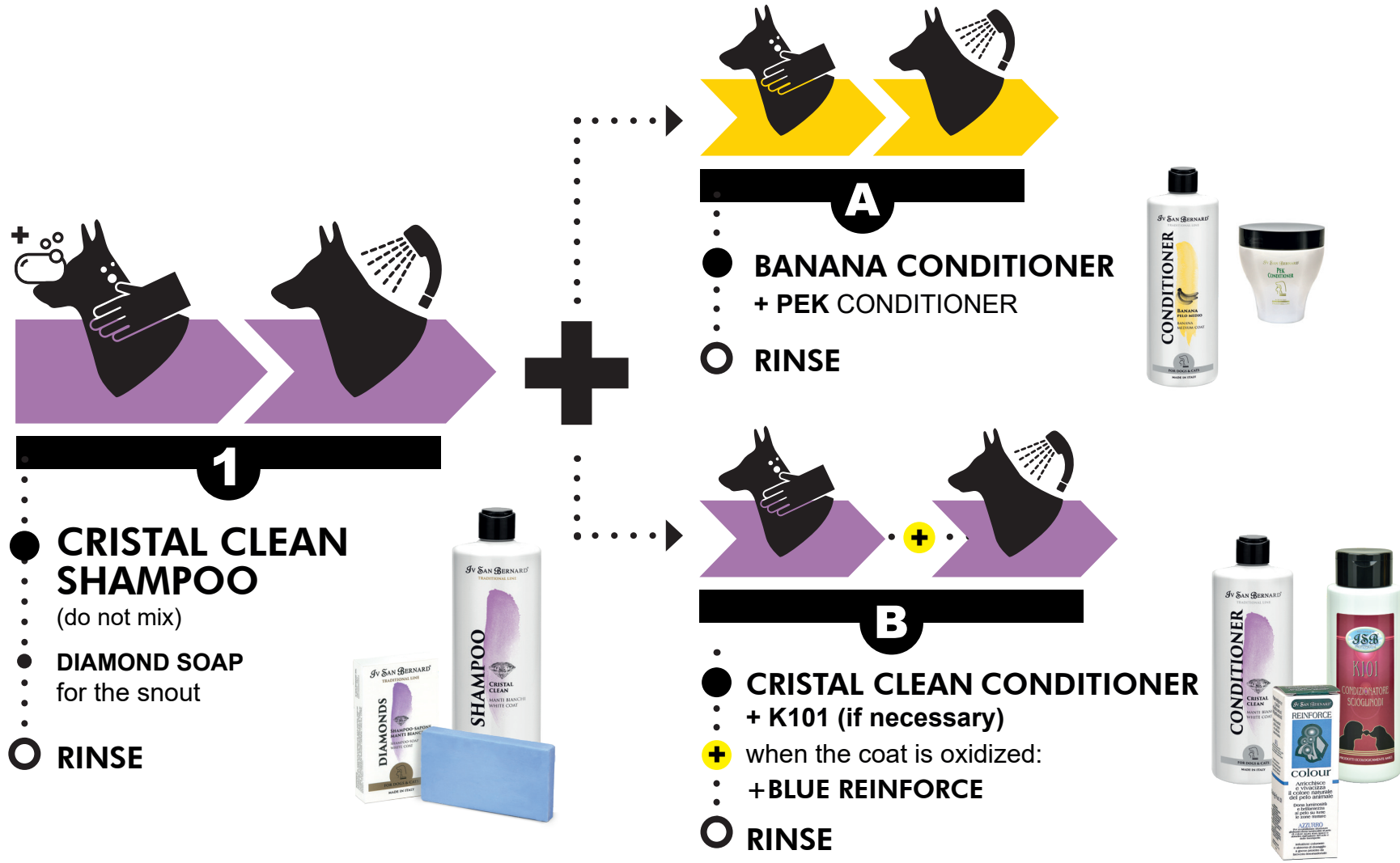
- **BANANA CONDITIONER**
(do not mix)
- **+** For **extra** nourishment:
 - K101 o PH BALANCE
- To add **volume**:
 - PEK CONDITIONER
- **RINSE**



MEDIUM COAT

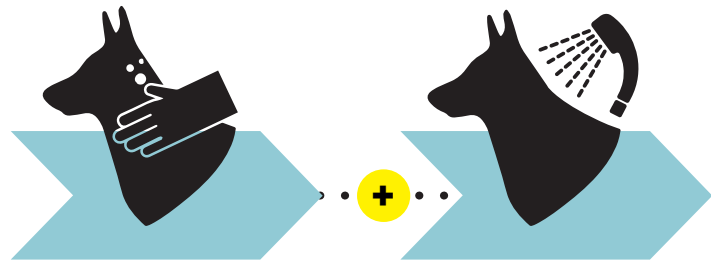
WHITE; BLACK; GREY COAT

Oxidized coat (yellowish or reddish coat)



MEDIUM COAT

MOLTING, EXHAUSTED, DEVITALIZED COAT OR AFFECTED BY ALOPECIA



1

● **SHAMPOO MINERAL H**

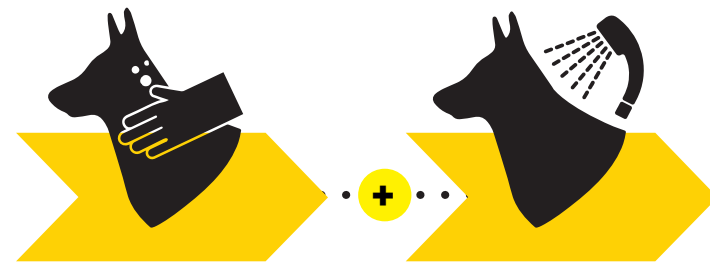
• (do not mix)

+ to facilitate hair growth:

• **MINERAL H LOTION**
strengthening

• For an antiseptic action:
• **OZONIZED OLIVE OIL**

○ **RINSE**



2

● **BANANA
CONDITIONER**

• + **K101**

• + **PEK**

+ if necessary:

• **PH BALANCE**

• **PURE EXTRACT OF
GINKGO OIL**

○ **RINSE**



MEDIUM COAT

SKIN TREATMENTS

scales, scabs, itching, bad smell

A



MINERAL PLUS SHAMPOO

B



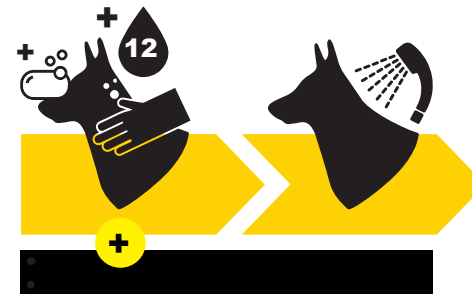
Scaly skin and/or dandruff:
ZOLFO PLUS SHAMPOO

C



In case of bad smell:
KS SHAMPOO
(do not mix)

– leave it on for 5 minutes - as second shampoo



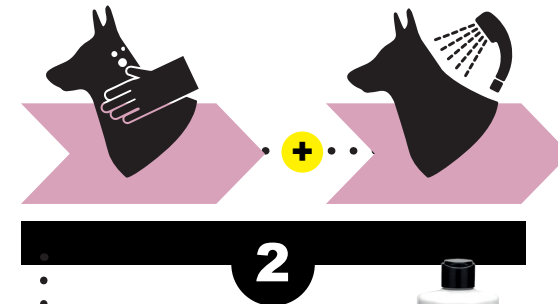
+ FOR AN ANTISEPTIC ACTION:
12 DROPS OF OZONIZED
OLIVE OIL

+ FOR THE SNOUT:
PUPPY DON'T CRY

○ RINSE



+



● PH BALANCE
+ K101
+ PEK CONDITIONER

+ in case of scales:
+ 5 ml of GINKGO

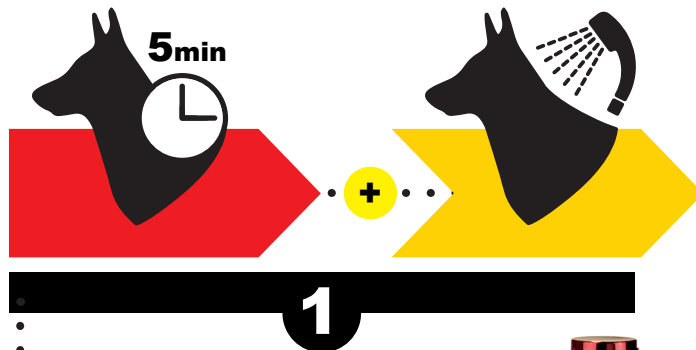
○ RINSE





MEDIUM COAT

PARASITES

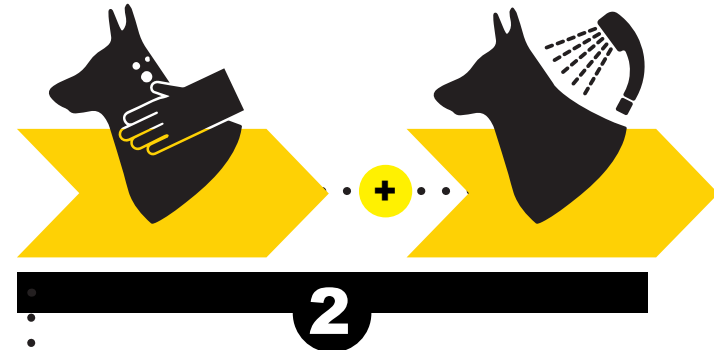


1

- **PROTECTIVE SHIELD SHAMPOO**
 - do not mix + leave it on for 5 minutes
- + If necessary:
 - **OZONIZED OLIVE OIL**
- **RINSE**



+




2

- **BANANA CONDITIONER**
 - + **PROTECTIVE CONDITIONER**
 - + **PH BALANCE**
- **RINSE**



MEDIUM COAT
SENIOR




1

● **SHAMPOO BANANA**

• + 6 DROPS SIL PLUS

● + FOR AN ANTISEPTIC ACTION:
• **OZONIZED OLIVE OIL**
• **+12 DROPS**

○ RINSE



2

● **BANANA CONDITIONER**
• + **PH BALANCE**

● + • PEK CONDITIONER
• K 101

○ RINSE





A close-up photograph of a dog's long, light brown coat. The fur is thick and has a wavy texture. The lighting is soft, highlighting the individual strands of hair. The background is a solid black rectangle.

LONG COAT

Afghan hound, Yorkshire Terrier, Shih Tzu, Poodle, Bichon Frisee,
Maltese etc.

LONG COAT

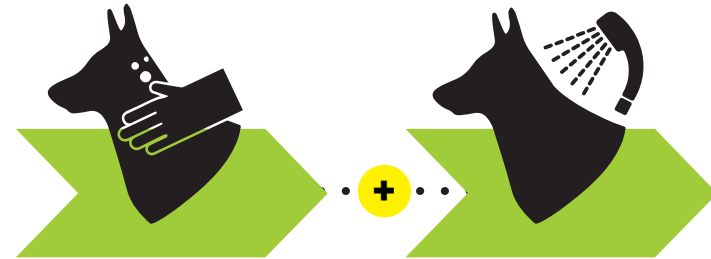
MAINTENANCE



1

● **GREEN APPLE SHAMPOO**
(1 shampoo + 3 water)

○ **RINSE**



2

● **GREEN APPLE CONDITIONER**
(do not mix)

+ For **extra** nourishment:
• **K101 or PH BALANCE**
To add **volume**:
• **PEK CONDITIONER**


○ **RINSE**



LONG COAT

WHITE; BLACK; GREY COAT

Oxidized coat (yellowish or reddish coat)

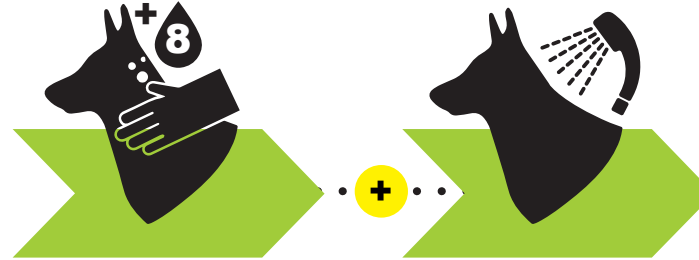


1

● CRISTAL CLEAN SHAMPOO

● DIAMOND SOAP for the snout

○ RINSE



2

● GREEN APPLE CONDITIONER

● + CRISTAL CLEAN CONDITIONER

● + PH BALANCE

● + PEK CONDITIONER

● + REINFORCE (8 DROPS)

● + For extra nourishment:

● + K101

○ RINSE



LONG COAT

MOLTING, EXHAUSTED, DEVITALIZED COAT OR AFFECTED BY ALOPECIA



LONG COAT

SKIN TREATMENTS

scales, scabs, itching, bad smell

A



MINERAL PLUS SHAMPOO

B




Scaly skin and/or dandruff:
ZOLFO PLUS SHAMPOO

C



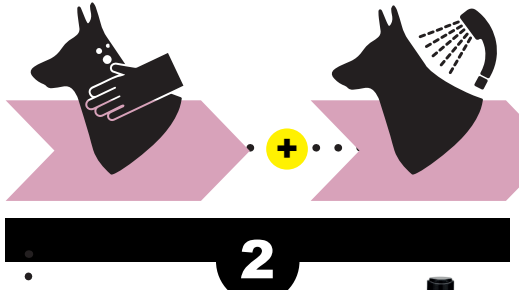
In case of bad smell:
KS SHAMPOO

(do not mix) – leave it on for 5 minutes
- as second shampoo



+ FOR AN ANTISEPTIC ACTION:
• 12 DROPS OF
• OZONIZED OLIVE OIL

- +** FOR THE SNOUT:
• PUPPY DON'T CRY
- RINSE



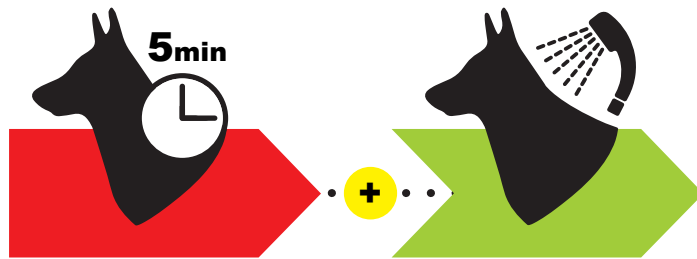
2

- GREEN APPLE CONDITIONER
+ PH BALANCE
+ PEK CONDITIONER
- +** in case of scales:
• 5 ml of GINKGO
- RINSE



LONG COAT

PARASITES



1

- **PROTECTIVE SHIELD SHAMPOO**

- (do not mix + leave it on for 5 minutes)

- + •

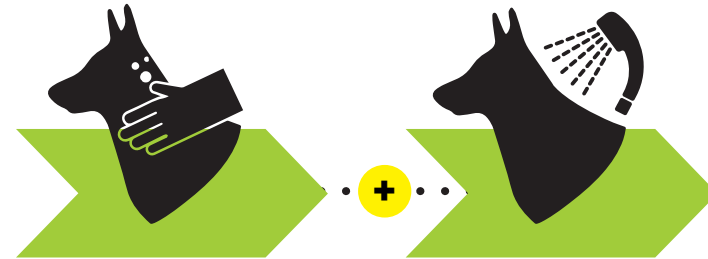
- If necessary:

- **OZONIZED OLIVE OIL**

- **RINSE**



+



2

- **GREEN APPLE CONDITIONER**
- + **PROTECTIVE CONDITIONER**
- + **PH BALANCE**
- + **PEK CONDITIONER**

- **RINSE**



LONG COAT SENIOR

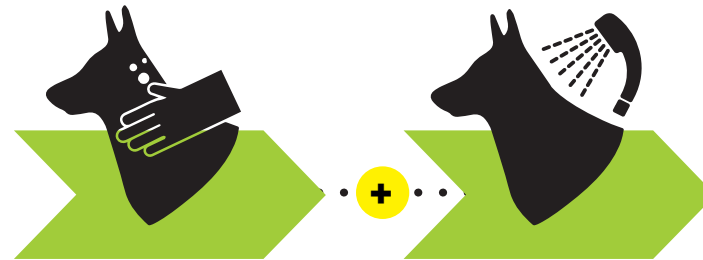


1

● **GREEN APPLE SHAMPOO**
+ 6 DROPS of SIL PLUS

● **FOR AN ANTISEPTIC ACTION:**
● **OZONIZED OLIVE OIL**
● **+12 DROPS**

○ RINSE



2

● **GREEN APPLE CONDITIONER**
+ **PH BALANCE**

● **To add volume:**
● **PEK CONDITIONER**
● **K 101**

○ RINSE





**SPECIFIC PRODUCTS
FOR HYGIENE**

05



SPECIFIC PRODUCTS FOR HYGIENE

PH PROTECTION

Mix **SIL PLUS** to the shampoo and then add water



EARS

CLEAN EAR Lotion- Jojoba oil, cottonseeds, olive glycerides and Pinus Pumilio.
Apply directly



EYES

CLEAN EYE Lotion – Hamamelis and Malva Silvestris, a very delicate disinfectant. Apply directly on the eye or use a bandage



WRINKLES

PUPPY DON'T CRY Soap – To give more protection add **SIL PLUS**



SPECIFIC PRODUCTS FOR HYGIENE



In case of tangled coats

- **Pure PEK CONDITIONER** directly on the coat as a pre-mask
 - Proceed with the shampoo
 - Mix one spoon in 500ml of water
- Spray on the coat during while drying to add volume Do not rinse



COMBING

- **H270** two phase (precious bamboo extracts) to brush and keep the coat clean

GLOSSING

- **GLOSS** silk proteins to be applied once dry



COMPRESS

- **K 100** pure vegetal palm oil with macadamia nuts.
- to be mixed with the shampoo or added to the SPA tub





SPECIFIC PRODUCTS FOR THE HYGIENE



For stripping and for ear hairs removal

- Scented powder **JEUNESSE** or **EXCELLENCE**

To skim the fat off the coat

- **OIL NO OIL KE SHAMPOO**, use when you have to remove K101, K100 or to wash a super greasy skin.



PIGMENTS

REINFORCE:

BLUE

GOLDEN

COPPER



Add:

6 drops for small size dogs

12 drops for medium size dogs

18 drops for big size dogs (add to the specific type coat conditioner)

- **Blue** is used for white, grey, black, chocolate and liver colour coats
- **Golden** and **Copper** can be mixed to obtain the right tone





IV SAN BERNARD®

Shampoo

SLS FREE

PROTECTIVE SHIELD

CON ESTRATTO DI EUCALIPTO
WITH EUCALYPTUS EXTRACT

Made in Italy

TRADITIONAL PLUS

06

TRADITIONAL PLUS SHAMPOO

The right choice for a delicate maintenance and for the preparation of the pet to more specific treatments

Washing Solution

(it produces few bubbles: it's SLS Free)



It can be mixed with warm water depending on the various cases and on the necessities of every single pet's coat.



TRADITIONAL PLUS CONDITIONER

The Conditioner's concentration changes depending on the necessities of every single pet's coat



For example: for a dog which is at its first treatment we use
PURE BANANA CONDITIONER or diluted with 2/3 of water

Mix with PEK CONDITIONER or PH BALANCE when required.



TRADITIONAL PLUS
SLS FREE

TRADITIONAL PLUS

The right choice for a delicate maintenance and for the preparation of the pet to more specific treatments.

SHORT COAT
FREQUENTLY
WASHED:

Dilute
Lemon Conditioner
+
warm water (1:1)

ROUGH COAT
FOR A SHOW:

Dilute
Banana Conditioner
+
warm water (1:4)

**EXTRA
VOLUME:**

Use:
PEK CONDITIONER

SHORT COAT
not treated with
conditioners before:

USE
Lemon Conditioner
PURE

LONG COAT
CURLY:

Dilute
Green Apple Conditioner
+
warm water (1:1)

**SKIN
TREATMENT:**

Use:
PH BALANCE

TRADITIONAL PLUS PROTECTIVE LINE

SHAMPOO PROTECTIVE SHIELD

Use preferably pure (with **6 drops** of
Ozonized Oil) on wet coat
Leave it on for **5 minutes**



PROTECTIVE CONDITIONER

Both pure or mixed with
PH Balance
+
Ozonized Olive Oil



TRADITIONAL PLUS
SLS FREE

Dr. SAN BERNARD®

PASSIONE
NERA

01
SHAMPOO

NOURISHING
con Olio di Argan
e Cellule Staminali
dell'Uva

SLS & PARABEN FREE

BLACK PASSION



BLACK PASSION

SLS & PARABEN FREE

BLACK PASSION

07

BLACK PASSION

To enhance the coat's weaving and to give protection from the coat to the skin:



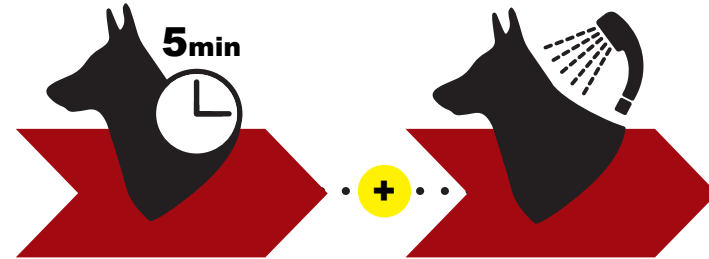
1

● BLACK PASSION 01 SHAMPOO

(Apply and leave it on for 5 minutes)

○ RINSE

01 – SLS Free SHAMPOO with organic ARGAN, Maris Sal and grape stem cells



2

● BLACK PASSION 02 CONDITIOER

(Apply and leave it on for 5 minutes)

+ greater weaving with:

• PEK + PH BALANCE

○ RINSE

02 - Organic ARGAN mask, Maris Sal and grape stem cells



BLACK PASSION

To enhance the coat's weaving and to give protection from the coat to the skin:



- **BLACK PASSION 03**
● **ARGAN OIL**
● **100% ORGANIC**

- **Dry Skin:** add 6/12 drops to the 01 Shampoo

- **Dry Coat:** add 6/12 drops to the 02 Mask (add PEK CONDITIONER or PH Balance if required)

- **Protect Hairless Breeds:** apply directly on the skin



- **BLACK PASSION**
● **04 VOLUME PLUS**
● **MOUSSE**

- Once washed and dried the coat with care, apply it on the coat and rub



LUPIN PERFUME
classical perfume
with no alcohol



Fruit of the groomer



FRUIT OF THE GROOMER

08



FRUIT OF THE GROOMER
Deliciously perfumed cosmetic line for dogs and cats

SPA BASIC

1

Apply the **FRUIT SHAMPOO** (diluted with 1/3 of water);
cover the pet with a towel and leave it on **for 15 minutes**

RINSE

2

Apply **PEK FRUIT** mixed with warm water

RINSE

Advice: Mix **PEK FRUIT** with **PH BALANCE**, a specific type coat conditioner, **K101**, Reinforce...

FRUIT OF THE GROOMER
Deliciously perfumed cosmetic line for dogs and cats

BLACK CHERRY

Ideal for

SHORT COAT

+ BRIGHTNESS

SHAMPOO

PEK



FRUIT OF THE GROOMER
Deliciously perfumed cosmetic line for dogs and cats

ORANGE

Ideal for

STRENGTHEN

VOLUMIZING

SEBUM BALANCING

SHAMPOO

PEK



FRUIT OF THE GROOMER
Deliciously perfumed cosmetic line for dogs and cats

MARACUJA

Ideal for

LONG COAT

RESTORING

SHAMPOO

PEK





FRUIT OF THE GROOMER
Deliciously perfumed cosmetic line for dogs and cats

MINT

Ideal for

REFRESHING

INVIGORATING

SHAMPOO

PEK



FRUIT OF THE GROOMER
Deliciously perfumed cosmetic line for dogs and cats

PINK GRAPEFRUIT

Ideal for

MEDIUM COAT

INVIGORATING

PEK

SHAMPOO



FRUIT OF THE GROOMER
Deliciously perfumed cosmetic line for dogs and cats

GINGER & ELDERBERRY

Ideal for

PURIFYING

SHAMPOO

CALMING

PEK







IV SAN BERNARD

RING
LINE

CAVIAR
GREEN

con/with
Caulerpa Lentillifera Extract

RIVITALIZZANTE
con VITAMINA F

REVITALIZER
with VITAMIN F

Shampoo
SLS & EDTA Free
Made in Italy



CAVIAR GREEN

09

CAVIAR GREEN LINE

TREATMENT FOR REVITALIZATION WITH **CAULERPA LENTILLIFERA** FOR ALL TYPES OF COAT

CAVIAR GREEN SHAMPOO

1

SHAMPOO CAVIAR

(apply and massage for 5 minutes)

○ RINSE



CAVIAR GREEN CONDITIONER

2

CAVIAR CONDITIONER

(apply and massage for 5 minutes)

○ RINSE

For greater closure:
+ PEK CONDITIONER



To reconstruct
+ DERMA PLUS



Deeper action
+ PH BALANCE



CAVIAR GREEN LINE

TREATMENT FOR REVITALIZATION WITH CAULERPA LENTILLIFERA FOR ALL TYPES OF COAT

After having rinsed and wiped the coat with a towel, we can proceed with:

CAVIAR GREEN MIX NUTRITIVE

Use when the coat needs more nourishment. Apply directly on the coat and dry off (suitable for all types of coat)



CAVIAR GREEN LUMINANCE

Apply directly on the back from a distance of 30cm to give brightness and to nourish the coat thanks to the vitamin F. (suitable for all types of coat)

- Use it with care
- In case of fragile hairs, vaporize it on the coat when still wet before drying

CAVIAR GREEN 10 in 1

To be used on specific parts where we need the hairs to be straight (head, tail, abdomen) and to protect the tips. Apply directly on the coat and then proceed with drying. Suitable for all types of coat.



Vivi GREEN Perfume

Made with caviar extract, Vivi is an appealing fragrance that leaves a delicate scent on your pet's coat. Thanks to its special alcohol-free formula, it does not disturb pets' sense of smell, and also makes it ideal for sensitive and delicate skin.



MINERAL RED



MINERAL RED

10

MINERAL RED

For all skin problems and for an easier health recovery.



MINERAL RED

Specific products

Greasy Seborrhoea

EXTREME PEELING
+
ZOLFO PLUS SHAMPOO
+
OZONIZED OLIVE OIL



Allergies

DERMA COMPLEX
SLS FREE



Hair Growth

for long and medium coated puppies
DERMA PLUS
+
SPECIFIC TYPE CONDITIONER



MINERAL RED

Specific products

Capillary Mass Reinforcement

SK SERUM

with keratin and nettle

ALOPIAS : apply directly on the coat
2 times a week

CHRONIC KNOTS : massage after
washing and while combing
2 times a week



Stressed Skin

SL SERUM

hydrating and calming

SCABS : apply directly on the coat
2 times a week

HAIRLESS PETS :
once a week

PHYSICAL TRAUMA :
once a week



Anti-inflammatory

DERMA GEL S.O.S

apply when required
EG. HOTSPOT!





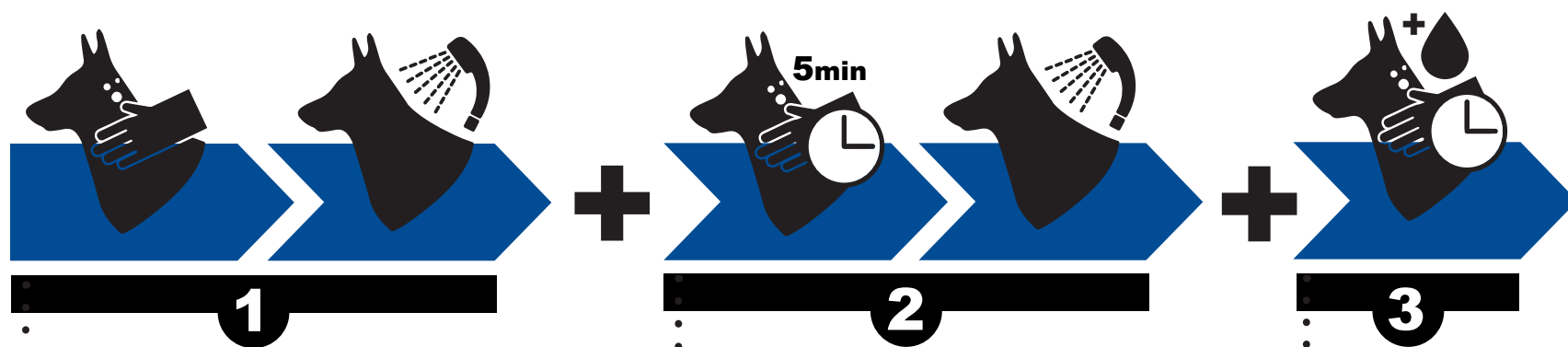


MINERAL COMPLEX

11

MINERAL COMPLEX

MINERAL PLUS



- MINERAL PLUS SHAMPOO
- RINSE



- ZOLFO PLUS
- (in case of delicate skin and flakes)
- massage for 5 minutes
- RINSE




- Use the lotions:
- Mineral Plus Lotion
- (anti-inflammatory action)
- massage for 5 minutes every 3 hours for local application
- OLIGO-ELEMENTS
- massage for 5 minutes, 2 times a week



MINERAL COMPLEX

MINERAL H



1

- MINERAL H SHAMPOO
- RINSE



+



2

- Strengthening Mineral H Lotion
- massage for 5 minutes on dry skin 2 times a week, do not dry off.



+



3

- VITAMIN H LOTION
- massage for 5 minutes on dry skin 2 times a week, do not dry off.



MINERAL COMPLEX



IV SAN BERNARD
Shampoo Ginkgo

熱海

Pelo corto
Short coat

ATAMI



WE DO HYDROMASSAGE AND OZONE TREATMENTS

12

ATAMI

DEEP SPA

Skin problems

Short coats SPA



Treatment:

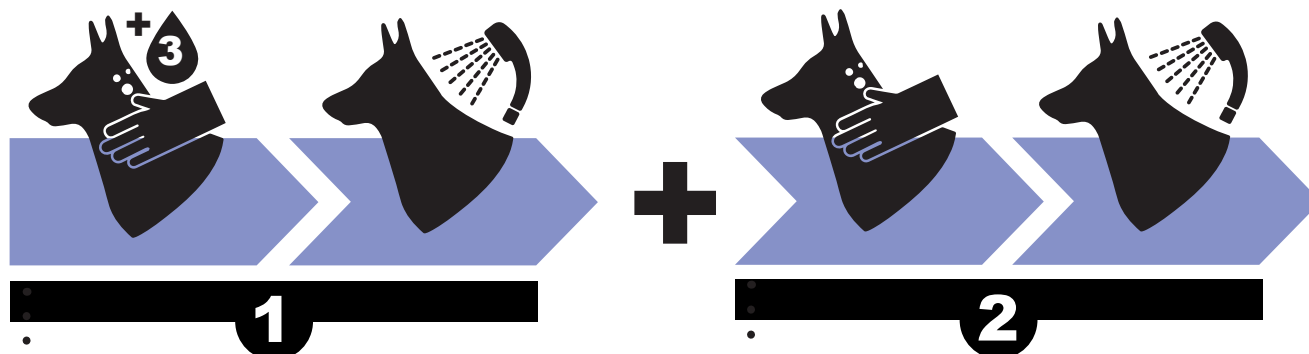
- Wash every week or every 10 days with Mineral Plus Shampoo and then PH Balance etc (see the type of coat affected by scabs)
- Use the lotions: Mineral Plus Lotion and Oligo-elements.

ATAMI

DEEP SPA

Hair Growth

Medium coats SPA



● GINSENG SHAMPOO
: (1+3 WATER)

○ RINSE



● GINSENG CONDITIONER
: + PEK CONDITIONER
: + K101 OR PH BALANCE

○ RINSE

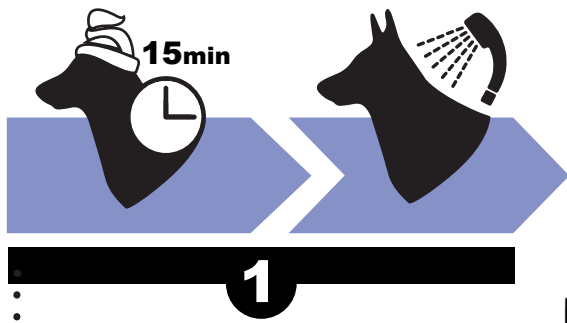


Treatment:

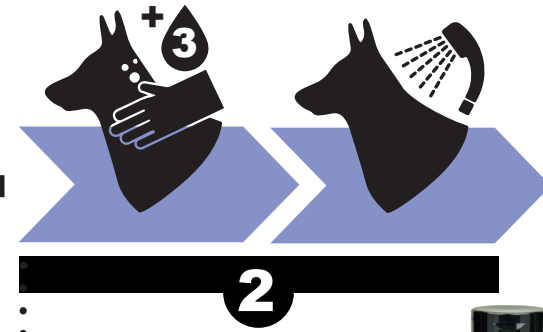
- Wash every 2 weeks with pure Mineral H Shampoo
- Use the specific conditioner for coat type
- Use the lotions: Strengthening Mineral H Lotion and Vitamin H Lotion

ATAMI


BEAUTY TREATMENT



- **PURIFYING MASK**
- **+ PH BALANCE (2+1 WATER)**
- mix and apply on the coat, cover with a towel
- **LEAVE IT ON FOR 15 MIN**
- RINSE



- **WHITE MUSK SHAMPOO**
- (1+3 WATER)
- RINSE



- **WHITE MUSK CONDITIONER**
- **+ PEK CONDITIONER**
- **+ K101 OR PH BALANCE**
- RINSE



- **DRY THE COAT**
- **SPRAY H270**



Do a Spa every 3 washes with the maintenance line specific for every type of coat, as above.

ATAMI





ZEOLITHE

13

ZEOLITHE LINE

The zeolithe is a mineral of volcanic origin, formed millions of years ago by the mixture of incandescent lava and seawater. It's name derives from the Greek terms "boils" and "stone" and its literal meaning indicates a hot stone, as its regular micro porous crystalline structure when heated, releases water giving the impression that is boiling .

There are many different types of zeolithe,
but the one that over the years has proved to be the most suitable for human and animal use is the

Zeolithe Clinoptilolite

which, thanks to its structure rich in negative charges, has represented over time a natural remedy to protect and detoxify the body from toxins, fight free radicals, expel heavy metals and other harmful substances present on the coat and skin of the pet.

If added to cosmetic products it increases their effectiveness, stimulating skin regeneration and at the same time creating a protective barrier against UV rays and atmospheric pollution, with an excellent result from a cosmetic point of view. The products of the Zeolithe Line are designed to be used in combination with each other in a single treatment chosen according to the needs of the pet's coat and skin.



ZEOLITHE LINE

Antioxidant Treatment

CAUTION: IN CASE OF INFLAMMED SKIN, PRETREAT WITH THE **DECONGESTANT FLAMING TREATMENT**

1

Brush the coat thoroughly and apply
Zeo Therm Gel
on oxidized areas, leave it on for 5-10 minutes. Rinse well.

NOW THE COAT IS READY TO BE TREATED:

2

Apply the
Zeo Therm Shampoo
on the coat and leave it on for 2-3 minutes. Then rinse well in order to prepare the coat for the application of the mask.

3

Apply
Zeo Therm Mask
on the coat and leave it on for 2-3 minutes, then rinse

4

Apply again
Zeo Therm Gel
and leave it on for 2-3 minutes. At the end of the treatment rinse well and dry with warm air.

NB: If the oxidation is caused by a dysfunction of the skin, proceed with the specific "SKIN" treatment.

ZEOLITHE LINE

Detox and Anti-inflammatory Treatment

- 1** Before starting the treatment thoroughly brush the coat and apply a warm/wet towel to the areas to be treated. If necessary, repeat for 2-3 minutes until the skin becomes moist.

NOW THE COAT IS READY TO BE TREATED:

- 2** **SPRAY**
Thermo-Mille
onto the affected parts and massage gently.

- 3** Then apply
Zeo Therm Gel
on the parts previously treated and leave it on for 2-3 minutes. Rinse

- 4** Apply
Zeo Therm Shampoo
on the coat and leave it on for 2 minutes, then rinse.

- 5** Apply
Zeo Term Mask
on the coat and massage until completely absorbed. Leave it on for 2-3 minutes, then rinse well.

- 6** In case of hair loss (alopecia), apply
Zeo Therm Gel
again to the affected areas and massage until completely absorbed. In this last phase the Gel does not need to be rinsed.

ZEOLITHE LINE

Skin and Coat: SPA Treatment

- 1** Before starting the treatment thoroughly brush the coat and apply a warm/wet towel to the areas to be treated. If necessary, repeat for 2-3 minutes until the skin becomes moist.
 - 2** **SPRAY**
Thermo-Mille
onto the affected parts and massage gently.
 - 3** Then apply
Zeo Therm Gel
on the parts previously treated and leave it on for 2-3 minutes.
Do not rinse after the application.
 - 4** Dilute
Zeo Therm Shampoo
in the SPA tub previously filled up with warm water, varying the amount of product according to the dog's size (from 1/3 to 1 oz. max).
The recommended program is n. 6 for the Iv San Bernard SPA machine.
 - 5** After having rinsed the shampoo, apply the
Zeo Term Mask
on the coat, massaging it till is completely absorbed. Leave it on for 2-3 minutes then rinse with warm water and dry with warm air.
- IN CASE OF SEVERE PROBLEMS, AFTER DRYING:**
- 6** **SPRAY**
Thermo-Mille
onto the affected areas and massage gently
 - 7** In case of hair loss (alopecia), apply
Zeo Therm Gel
on the interested areas and massage until completely absorbed. In this last phase the Gel does not need to be rinsed.

DERM



DERM LINE

14



Hypericum oil boasts a series of properties that make it an excellent remedy for various skin conditions. The Iv San Bernard products of the Derm line, the DERM Y6 Shampoo, the DERM Z5 Conditioner with hypericum extract, and the DERM X7 St. John's Oil with hypericum infused oil, are therefore recommended for damaged, stressed skin with a tendency to redness, it is advisable to prepare the skin with a treatment from the **Zeolithe** line.

WHAT IS HYPERICUM OIL??

Also called St. John's Wort Oil (Saint John's Wort Oil), Hypericum Oil is an oleolite obtained from the maceration of fresh flowers of Hypericum Perforatum, a plant known as St. John's wort.

Thanks to its particular and rich composition, St. John's wort oil boasts a number of properties that make it an excellent remedy for various skin disorders.

INFLAMMED SKIN TREATMENT METHOD:

1st STEP WITH ZEOLITE:

Apply Thermo-Mille Lotion on damaged skin, previously moistened with a warm towel, and ZEO-THERM GEL.

- Apply ZEO-THERM MASK + ZEO-THERM GEL on the rest of the body
- Proceed with ZEO-THERM SHAMPOO in the Spa, program no. 6 of our Spa Machine
- Conclude the treatment with ZEO-THERM MASK
- Finally apply **Oil DERM X7** on damaged skin

2nd STEP – AFTER 7 DAYS:

Apply **DERM Y6** Shampoo on the previously wet coat and massage gently with the fingertips for 5 minutes. - Rinse thoroughly with warm water

- Apply Conditioner **DERM Z5**, massage gently and leave on for a few minutes, then rinse thoroughly.
- Apply **Oil DERM X7** on damaged skin and proceed with drying.

For the next 10 days, apply **Oil DERM X7** to damaged skin every day.

3rd STEP AFTER 14 DAYS:

- Repeat STEP 1 (ZEOLITHE treatment as described above)

4th STEP - After another 7 days:

- Apply Shampoo **DERM Y6** mixed with **Oil DERM X7** (small dog 6 drops - large dog 18 drops) - Massage carefully for 5 minutes and rinse thoroughly.
- Apply Conditioner **DERM Z5**, massage and leave on for a few minutes.
- Rinse thoroughly and proceed with drying.

After the treatments, the skin will appear regenerated and the coat soft and well cared for.

WARNING: do not expose skin treated with St. John's wort oil to direct sunlight

ZEOLITHE TREATMENT

AFTER 7 DAYS



ZEOLITHE TREATMENT



Iv SAN BERNARD®

LUXURY CARE



THE BEST

for Dogs & Cats



Mirco Sinigaglia

THE BEST LINE

15



* THE BEST

SHAMPOO

It is a real powerful shampoo with Sodium Laureth Sulphates.

Used in the Iv San Bernard SPA is highly efficient and with OZONWATER the results will be fantastic.

(Mix with water from 1:1 till 1:4.)

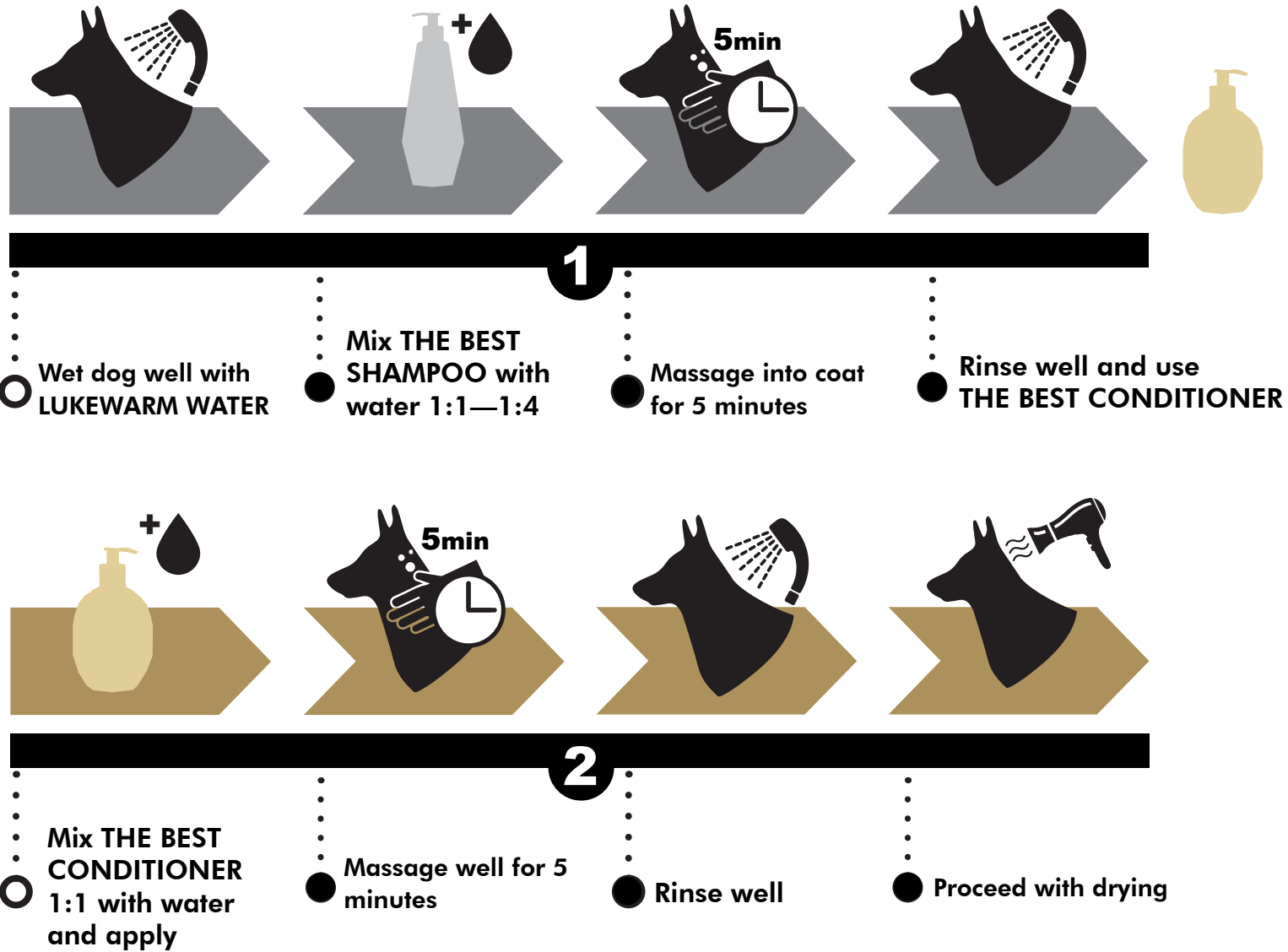
CONDITIONER

The THE BEST conditioner is super balanced, so for over 80% it will be not necessary to mix with PH Balance (Traditional Line).

To obtain more volum: a little Pek Conditioner (Tradicional Line).

To obtain more body to the hair: DERMA PLUS (Linea Mineral Red).

SINGLE HANDLING PROCEDURE THROUGHOUT THE BEST LINE





HYDRA

SOOTHING
Sensitive and itching coat.

LAVENDER ANGUTIFOLIA extract, phenolics anti oxidants ,sanitizes, anti itch, soothing.



AQUARIUS

NOURISHING
Devitalized coat.

VITIS VINIFERA extract, Antioxidant, Anti-agingfor skin cells, helps in catalizing proteins (colagenes).



ANDROMEDA

RECONSTRUCTING
Devitalized coat.

ROSE HIP extract, venotonics, tannin, flavoids, capillar protection, tonifies.



PEGASUS

LONG COAT
Emolience and detangle knots.

MALLOW extract, emolience, anti inflammation, Vitamin A, helps formation of keratin (detangles knots).



CASSIOPEIA

SHORT COAT
Moisturizing and protective.

ACACIA extract, collagen, cuticola closure, hydration, protection.



ORION

MEDIUM COAT
Elasticity and softness.

HONEY extract, aminoacids, enzymes, vitamin B complex, natural anti biotics.

THE BEST PERFUMES

THE BEST perfumes are perfect for enhancing and making the scent of shampoo and conditioner last longer after treatment.





**By
Monique Van De Ven**

**Iv San Bernard
2021**



IV SAN BERNARD[®]

Administrative-Operational Headquarters:

Via Castelli, 7 - 50056 Montelupo (FI) - Italia
Tel: (+39) 0571 509106

Registered Office:

Via Bonifacio Lupi, 14 - 50129 FIRENZE - Italia
P.IVA: 06096950487

info@ivsanbernard.it - www.ivsanbernard.it